

# 2021

## RX VALET

### Delivering **Pharmacy Cost** Containment



Analyze



Customize



Realize



**RX VALET**  
Feel better.™

# Our Approach

**As a fiduciary of** your health plan, you have a responsibility to make sure your vendors are doing not just their job properly, but are working in your company's best interest.

**That's why we** proactively identify saving opportunities for health plans when it comes to pharmacy spend.

**Our experienced** pharmacy executives analyze your plans to identify savings. Many plans will realize a 20% or higher savings and the beauty is – you choose how you want us to help.

# 20%

**OF AN EMPLOYER'S STAFF, HAS AT LEAST ONE CHRONIC CONDITION AND TAKE FOUR OR MORE MEDICATIONS.**

**RESEARCHERS ESTIMATE THAT ELIMINATING COPAYS FOR PATIENTS AT MEDIUM TO HIGH RISK OF HEART DISEASE WOULD IMPROVE ADHERENCE SIGNIFICANTLY TO AVOID 90,000 HOSPITALIZATIONS AND GENERATE SAVINGS EXCEEDING \$1 BILLION.**

## Eliminate PBM Admin Errors

### THE PROBLEM

- Pharmacy inflation is at its HIGHEST point in history – 13.6% increase in just ONE year.
- Industry complexities and PBM agreements put payers in a very difficult position and are consistently finding themselves in a situation of 'overpaying' their PBM.

### THE SOLUTION

- A NO-cost, NO-obligation, NO-risk PBM Audit that results in identifying an average overspend of 15–20% of annual Rx spend.
- Additional On-going Monitoring services that generate average annual savings of 20–25%.
- Expert contract re-negotiation and Request for Proposal (RFP) consulting services.

### THE COST OF WAITING

- PBM audit provisions have limitations (12–36 months). Every day that goes by is a day lost in recoverable assets.
- Why continually fund your PBM with overpayments? Keep funds within your organization to expand operations and growth!



Analyze



Customize



Realize



# Rx Assessment/Detailed Rx Report

**In order to quantify** the savings opportunity for our Rx programs, please provide us a Detailed Rx Report for a period of one year. Any reputable PBM or TPA can provide the following:

- Member ID
- Member Name
- Employee Name
- Mailing Address
- Date Filled
- Drug Quantity
- Days Supply
- Drug Name
- Drug Strength
- Generic Code Number (GCN)
- Total Rx Cost
- Employee Rx Cost
- Plan Rx Cost
- Pharmacy Identifier
- Full 11-Digit National Drug Code (NDC) Ingredient Cost
- Dispensing Fee
- Administrative Fee
- Mail/Retail Signifier
- Current Full AWP Cost
- Current Ingredient Cost

**With a requested date,** we provide a Medication Cost Analysis that illustrates the Rx savings projection. As a result of escalating Rx costs and Specialty Drug utilization, our Rx programs will represent a significant value proposition today... and a growing value proposition for the future.



Analyze



Customize



Realize

# Our Services

**Our services enhance benefits** and position employers to provide a comprehensive, sustainable health plan. We provide member outreach, a proactive approach, ongoing monitoring and identification of savings opportunities, and prescription advocacy.

**We have developed** a sophisticated IT solution to proactively manage every purchase and help employers and employees significantly mitigate Rx costs and risks... without compromising benefits.

proactive [ proh-ak-tiv ]

*adjective*

serving to prepare for, intervene in, or control an expected occurrence or situation, especially a negative or difficult one; anticipatory: *see RX VALET*



### Home Delivery is Simplified when

we obtain the script from their doctor, or transfer it to our partner pharmacies. Shipped. Done.



### Prescription Assistance Programs

strategically carve out high-cost biologics, and specialty medication's and can save your plan thousands.



### International Medication Sourcing

from licensed pharmacies in Canada. Medications arrive in original packaging direct from the licensed wholesaler or manufacturer.



### Co-pay Assistance gives our clients

better control over experience, utilization, lower costs through deep discounts and waste mitigation.



### Diabetic Management supplies are

at no cost to the member, and the savings in the health plan range from 50-80%.



### Full Pharmacy Benefit Management

dedicated to you by creating a constant open market bid and right to earn your business through real-time channel management.



Analyze



Customize



Realize

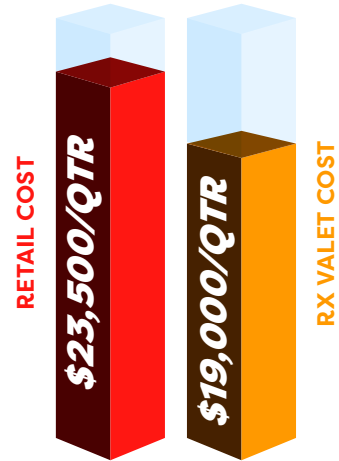
# Pharmacy Cost Containment

We Analyze Your Data / Provide Savings Options / You Choose What You Need



## EXAMPLE NAME-BRAND SAVINGS

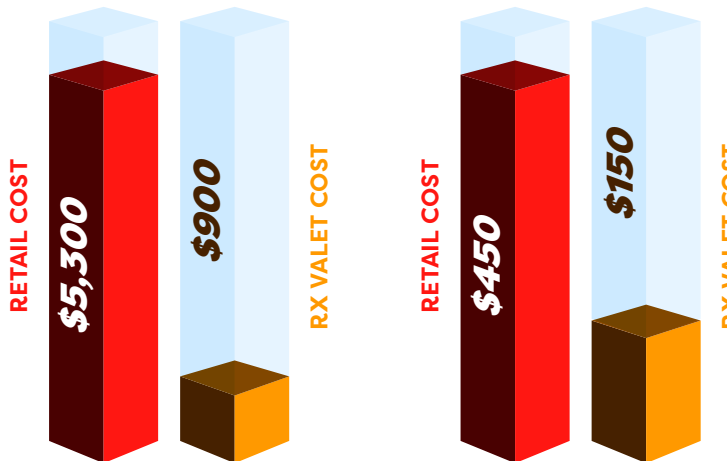
International Pharmacy



EXPENSE PER MONTH  
**STELARA®**

## EXAMPLE DRUG SAVINGS

Prescription Assistance Program

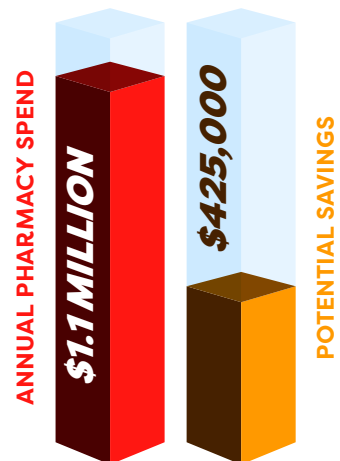


EXPENSE PER MONTH  
**HUMIRA®**

EXPENSE PER MONTH  
**JANUVIA®**

## EXAMPLE SAVINGS

1000-Life Group



WE GUARANTEED A  
MINIMUM ROI OF 10%



Analyze



Customize



Realize